



# Canberra Conference

## Taking the Pressure Out of Glaucoma Management

National Gallery of Australia  
Sunday 28<sup>th</sup> February, 2021

Are you therapeutically endorsed and proficient in diagnosing glaucoma but lack confidence in managing your own glaucoma patients?

Designed and delivered face-to-face by some of Australia's leading experts in the field, this unmissable conference will equip you with expertise and confidence to manage a range of glaucoma presentations and incorporate glaucoma management into your business model. Bring the family and enjoy Canberra's Enlighten Festival which kicks off on 26th February.

**Take advantage of Early Bird pricing until Friday, 11th December.**

## Speakers



### Graham Lakkis

Graham is currently Lead Optometrist at the University of Melbourne Glaucoma Clinic. He established his private practice in 1991 with a strong focus on ocular disease management, glaucoma treatment, and advanced clinical equipment. In addition, Graham holds positions as a Senior Fellow at the University of Melbourne Department of Optometry and Vision Science. He sits on the Optometry Board of Australia's Scheduled Medicines Advisory Committee and Optometry Australia's Glaucoma Clinical Practice Guidelines group. Graham is a peer reviewer for *Clinical and Experimental Optometry* and has presented at both local and international meetings.



### Michael Yapp

Michael is an optometrist and Head of Clinical Operations and Teaching at the Centre for Eye Health where he has been an instrumental force since its inception in 2009. Throughout his career he has had a diverse range of clinical experience, working in private optometry and ophthalmology practices and undertaking locum work Australia-wide and overseas. Michael's interest in education started early in his career when he was staff optometrist at UNSW. Since then he has continued to educate generations of optometrists and has been invited to speak at numerous Australian optometry conferences as well as prominent international conferences in New Zealand, India and the USA.



### Katherine Masselos

Katherine is an ophthalmologist in Sydney with subspecialty interests in glaucoma and cataract surgery. She completed a fellowship in glaucoma surgery at Manchester Royal Eye Hospital in the United Kingdom and has presented at Australian and international ophthalmic meetings. She has published widely in peer-reviewed literature. During her fellowship she was an investigator in an international trial of microstents for the treatment of glaucoma. Katherine enjoys teaching and supervises RANZCO registrars at Prince of Wales and Sydney Eye Hospitals. She is also a lecturer at UNSW. She is a member of the Glaucoma Australia Ophthalmology Committee.



### John Pearce

John is a rural optometrist with a special interest in glaucoma. He completed his PhD on the variability in visual fields and OCT in glaucoma at ANU in 2017. He was appointed an Adjunct Lecturer at the John Curtin School of Medical Research at ANU in 2017 and was appointed as a Lecturer at the University of Canberra School of Optometry in 2019. He has been in clinical practice in regional NSW for over 30 years as well as farming 1600 acres for the last 20 years. He also completed his Master of Optometry degree in 1996 and his Graduate Certificate in Ocular Therapeutics in 2010.

## Program

Time	Presentation	Speaker
8:30am	Registration	
<b>Session 1: Overview of contemporary glaucoma practice (90 minutes)</b>		
9:00am	Introduction and overview	
9:10am	Glaucoma evaluation: What's now and what's new?	Michael Yapp
9:50am	Glaucoma treatment: you've made the diagnosis but what comes next?	Graham Lakkis
10:30am	Morning Tea	
<b>Session 2: Building your clinical expertise in glaucoma management (105 minutes)</b>		
10:50am	Angle of attack! Gonioscopy: the importance of outflow in all glaucomas	Michael Yapp
11:20am	Glaucoma progression: Is my treatment plan going to plan? <i>Part 1 - Interpreting visual field progression</i> <i>Part 2 - Understanding OCTs and progression</i>	John Pearce Graham Lakkis
12:10pm	Glaucoma surgery: essential or alternative to topical therapy?	Katherine Masselos
12:40pm	Lunch	
<b>Session 3: Practical and business elements of managing glaucoma in your practice (135 minutes)</b>		
1:40pm	The business aspects of glaucoma management	Graham Lakkis
2:40pm	Interactive workshop <i>Glaucoma cases: Multiple management options and opinions</i>	Michael Yapp Graham Lakkis
4:00pm	Finish	

## Topic outlines



### **Glaucoma evaluation: What's now and what's new?**

Michael Yapp

An update on what has changed in glaucoma over the past decade from pathophysiology and risk factors to diagnostic techniques.



### **Glaucoma treatment: you've made the diagnosis but what comes next?**

Graham Lakkis

Management strategies for open angle glaucoma including traditional and novel topical agents, SLT, as well as tips on promoting compliance to drops instillation and follow-up.



### **Angle of attack! Gonioscopy: the importance of outflow in all glaucomas**

Michael Yapp

Interpretation and tips on improving gonioscopy clinical skills and interpretation as well as management of narrow angles and angle closure suspects and when to refer for PI.



### **Glaucoma progression: Is my treatment plan going to plan?**

Part 1: Interpreting visual field progression - presented by John Pearce

Part 2: Understanding OCTs and progression - presented by Graham Lakkis

Structural and functional approaches to monitoring glaucoma progression. Protocols for visual field and OCT testing including when to test, significance of findings, trend vs. event analysis in field testing, and test-retest variability.



### **Glaucoma surgery: essential or alternative to topical therapy?**

Katherine Masselos

Update on MIGS, lens extractions and traditional glaucoma surgeries and indications for these treatment options.



### **The business aspects of glaucoma management**

Graham Lakkis

Pros and cons of a glaucoma practice, possible billing models and limitations of the Medicare schedule, comanagement models, building referrals, advertising and promotion, equipment and telehealth.



### **Interactive workshop - Glaucoma cases: Multiple management options and opinions**









Michael Yapp & Graham Lakkis

A case-study based workshop on diagnosis and management of a range of glaucoma presentations including discussion around managing myopes, glaucoma mimickers and secondary glaucomas.

## Maximise your CPD learning outcomes

Don't forget that Optometry Australia members can access 10 hours of additional supporting material, pre- or post-conference, through the OA Institute of Excellence (see recommendations below - OA login required). The courses selected below will complement and reinforce the learning objectives of the conference.

Completion of these optional courses will also augment your annual CPD hours and will be automatically logged in your OA CPD Learning Plan complying with the updated OBA CPD requirements commencing on the 1st of December 2020 (30 hours annually for therapeutic optometrists).

	<p><b>Glaucoma Diagnosis: A case-based interactive tutorial</b></p> <p>Interactive tutorial Duration: Approx. 2.5 hours</p> <p><a href="#">Access course here</a></p>		<p><b>Glaucoma Care: Technology and treatment</b></p> <p>Webcast Duration: 1 hour</p> <p><a href="#">Access course here</a></p>
	<p><b>Glaucoma Care and the Future</b></p> <p>Webcast Duration: 1.5 hours</p> <p><a href="#">Access course here</a></p>		<p><b>Paradigm Shifts in Therapeutic Management of Glaucoma</b></p> <p>Webcast Duration: 1 hour</p> <p><a href="#">Access course here</a></p>
	<p><b>The ABCs of atypical disc shapes and sizes</b></p> <p>Webcast Duration: 1 hour</p> <p><a href="#">Access course here</a></p>		<p><b>Advances in Visual Field Testing for Glaucoma Management</b></p> <p>Article Duration: Approx. 1 hour</p> <p><a href="#">Access course here</a></p>
	<p><b>The Art of Minimally Invasive Glaucoma Surgery</b></p> <p>Article Duration: Approx. 1 hour</p> <p><a href="#">Access course here</a></p>		<p><b>OCT – Indispensable in the Diagnosis of Glaucoma</b></p> <p>Article Duration: Approx. 1 hour</p> <p><a href="#">Access course here</a></p>

## Location

National Gallery of Australia (Gandel Hall)  
Parkes Place, Parkes, Canberra

## Parking

FREE on weekends. Underground parking is available via Parkes Place off King Edward Terrace and there is also an above ground car park off Bowen Drive.

## Pricing

### OA members

Early bird: before 5pm AEDT, Friday 11<sup>th</sup> December 2020 \$195  
Standard rate: from 12th December 2020 to 12th February 2021 \$235

[Members register here](#)

### Non-OA members

Early bird: before 5pm AEDT, Friday 11<sup>th</sup> December 2020 \$335  
Standard rate: from 12th December 2020 to 12th February 2021 \$375

[Non-members register here](#)

### Optometry students

Standard rate (limited numbers): to 12th February 2021 \$50  
Don't have a member number? Email [nicole@oaansw.com.au](mailto:nicole@oaansw.com.au)

[Students register here](#)